

Holding of Specified Securities and Shareholding Pattern

- 1 Name of Listed Entity: **Unitech Limited**
- 2 **BSE Scrip Code: 507878 /NSE Symbol: UNITECH, Class of Security: Equity Shares**
- 3 **Shareholding Pattern filed under: reg. 31(1)(b) for the Quarter ending 30.09.2024**
- 4 **Declaration:** The Listed entity is required to submit the following declaration to the extent of submission of information:-

	Particulars	Yes	No
1	Whether the Listed Entity has issued any partly paid up shares?		No
2	Whether the Listed Entity has issued any Convertible Securities or Warrants?		No
3	Whether the Listed Entity has any shares against which depository receipts are issued?		No
4	Whether the Listed Entity has any shares in Locked-in?		No
5	Whether any shares held by promoters are pledge or otherwise encumbered?	Yes	
6	Whether the listed entity has any significant beneficial owner?		No

- 5 **The tabular format for disclosure of holding of specified securities is as follows:**



A handwritten signature in black ink, appearing to be "A. Singh", written over a horizontal line.

Table I-Summary Statement holding of Specified Securities

Category	Category of Shareholder	No. of Shareholders	No. of fully paid up equity shares held	No. of partly paid up equity shares held	No. of shares underlying Depository Receipts	Total Nos. shares held	shareholding as a % of total No. of shares (calculated as per SCRR, 1957)	Number of Voting Rights held in each class of securities				No. of Shares Underlying Outstanding convertible securities (including Warrants)	Shareholding, as a % assuming full conversion of convertible securities (as a percentage of diluted share capital)	Number of Locked in shares		Number of Shares pledged or otherwise encumbered		Number of equity shares held in dematerialized form
								(IX)			Total as a % of (A+B+ C)			(XII)		(XIII)		
								Class -eg:x (Equity)	Class eg.y (others)	Total				No. (a)	As a % of total Shares held (b)	No. (a)	As a % of total Shares held (b)	
(A)	Promoter & Promoter Group	20	134257674	0	0	134257674	5.13	134257674	NA	134257674	5.13	0	0	5001000	3.72	134257674		
(B)	Public	629940	2482043373	0	0	2482043373	94.87	2482043373	NA	2482043373	94.87	0	0	NA	NA	2471811891		
(C)	Non Promoter-Non Public	0	0	0	0	0	0.00	0	NA	0	0	0	0	NA	NA	NA		
(C1)	Share underlying DRs	0	0	0	0	0	NA	0	NA	0	NA	0	0	NA	NA	NA		
(C2)	Shares held by Employee Trusts	0	0	0	0	0	0.00	0	NA	0	0	0	0	NA	NA	NA		
	Total	629960	2616301047	0	0	2616301047	100.00	2616301047	NA	2616301047	100.00	0	0	5001000	0.19	2606069565		





Table II-Statement showing shareholding pattern of the Promoter and Promoter Group

	Category & Name of the Shareholder	No. of Shareholders	No. of fully paid up equity shares held	Partly paid up equity shares held	No. of shares underlying Depository Receipts	Total Nos. shares held	shareholding as a % calculated as per SCRR, 1957 as a % of (A+B+C2)	Number of Voting Rights held in each class of securities				No. of Shares Underlying Outstanding convertible securities (including Warrants)	Shareholding, as a % assuming full conversion of convertible securities (as a percentage of diluted share capital)	Number of Locked in shares		Number of Shares pledged or otherwise encumbered		Number of equity shares held in dematerialized form
								(IX) No of Voting Rights			Total as a % of Total Voting Rights			(XII)		(XIII)		
								Class-x (Equity)	Class-y (Others)	Total				No. (a)	As a % of total Shares held (b)	No. (a)	As a % of total Shares held (b)	
(I)	(III)	(IV)	(V)	(VI)	(VII) = (IV)+(V) +(VI)	(VIII)	(IX)				(X)	(XI)= (VII)+(X) As a % of (A+B+C2)	(XII)	(XIII)	(XIV)			
(1) Indian																		
(a) Individuals/Hindu undivided Family									NA									
Sanjay Chandra		1	606060	0	0	606060	0.02	606060		606060	0.02	0	0.02	0	0.00	0	0.00	606060
Ramesh Chandra		1	65000	0	0	65000	0.00	65000		65000	0.00	0	0.00	0	0.00	0	0.00	65000
Late Prakash Satdev		1	41600	0	0	41600	0.00	41600		41600	0.00	0	0.00	0	0.00	0	0.00	41600
Ghanshyam Das Bajaj		1	40300	0	0	40300	0.00	40300		40300	0.00	0	0.00	0	0.00	0	0.00	40300
M Moolchand		1	20800	0	0	20800	0.00	20800		20800	0.00	0	0.00	0	0.00	0	0.00	20800
Romila Bajaj		1	6500	0	0	6500	0.00	6500		6500	0.00	0	0.00	0	0.00	0	0.00	6500
Rahul Bahri		1	8578350	0	0	8578350	0.33	8578350		8578350	0.33	0	0.33	0	0.00	0	0.00	8578350
Minoti Bahri		1	8440400	0	0	8440400	0.32	8440400		8440400	0.32	0	0.32	0	0.00	0	0.00	8440400
Praveen Gurnani		1	4275310	0	0	4275310	0.16	4275310		4275310	0.16	0	0.16	0	0.00	0	0.00	4275310
H S Bawa		1	85200	0	0	85200	0.00	85200		85200	0.00	0	0.00	0	0.00	0	0.00	85200
Late Prakash Ahuja		1	19500	0	0	19500	0.00	19500		19500	0.00	0	0.00	0	0.00	0	0.00	19500
Rekha Bawa		1	58000	0	0	58000	0.00	58000		58000	0.00	0	0.00	0	0.00	0	0.00	58000
(b) Central Government/State Government(s)		0	0	0	0	0	0.00	0	NA	0	0.00	0	0.00	0	0.00	0	0.00	0
(c) Financial Institutions/Banks		0	0	0	0	0	0.00	0	NA	0	0.00	0	0.00	0	0.00	0	0.00	0
(d) Any Other (Body Corporates)									NA	0	0.00	0	0.00	0	0.00	0	0.00	0
Mayfair Capital Private Limited		1	22120284	0	0	22120284	0.85	22120284		22120284	0.85	0	0.85	0	0.00	5001000	22.61	22120284
R V Techno Investments Private Limited		1	79212400	0	0	79212400	3.03	79212400		79212400	3.03	0	3.03	0	0.00	0	0.00	79212400
Tulip Investments Private Limited		1	385970	0	0	385970	0.01	385970		385970	0.01	0	0.01	0	0.00	0	0.00	385970
Indrus Countertrade (P) Ltd.		1	129800	0	0	129800	0.00	129800		129800	0.00	0	0.00	0	0.00	0	0.00	129800
Unibild Engineering and Construction Co. Pvt. Ltd.		1	6240000	0	0	6240000	0.24	6240000		6240000	0.24	0	0.24	0	0.00	0	0.00	6240000
Millennium Construction (P) Ltd.		1	109200	0	0	109200	0.00	109200		109200	0.00	0	0.00	0	0.00	0	0.00	109200
Bodhisattva Estates Private Limited		1	1000	0	0	1000	0.00	1000		1000	0.00	0	0.00	0	0.00	0	0.00	1000
Sub-Total (A)(1)		19	130435674	0	0	130435674	4.99	130435674		130435674	4.99	0	4.99	0	0.00	5001000	3.83	130435674
(2) Foreign									NA									
(a) Individuals/Hindu undivided Family		0	0	0	0	0	0.00	0		0	0.00	0	0.00	0	0.00	0	0.00	0
(b) Government		0	0	0	0	0	0.00	0		0	0.00	0	0.00	0	0.00	0	0.00	0
(c) Institutions		0	0	0	0	0	0.00	0		0	0.00	0	0.00	0	0.00	0	0.00	0
(d) Foreign Prtfolio Investor		0	0	0	0	0	0.00	0		0	0.00	0	0.00	0	0.00	0	0.00	0
(e) Any Other (Body Corporates)		0	0	0	0	0	0.00	0		0	0.00	0	0.00	0	0.00	0	0.00	0
Citilink Holdings Limited		1	3822000	0	0	3822000	0.15	3822000		3822000	0.15	0	0.15	0	0.00	0	0.00	3822000
Sub-Total (A)(2)		1	3822000	0	0	3822000	0.15	3822000		3822000	0.15	0	0.15	0	0.00	0	0.00	3822000
Total Shareholding of Promoter and Promoter Group (A)=(A)(1)+(A)(2)		20	134257674	0	0	134257674	5.13	134257674	NA	134257674	5.13	0	5.13	0	0.00	5001000	3.72	134257674

Details of Shares which remain unclaimed may be given hear along with details such as number of shareholders, outstanding shares held in Demat/unclaimed suspense account, voting rights which are frozen etc. -NIL



Unitech Limited
 Signature
 Tower
 South City-1

(i)	(ii)	(iii)	(iv)	(v)	(vi)	(vii) = (iv)+(v)+(vi)	(viii)	(ix)			(x)	(xi)	(xii)		(xiii)	(xiv)	Sub-categorization of shares					
								No. of Voting Rights Class -x (Equity)	Class -y (Others)	Total			Total as a % of Total Voting Rights	No. (a)			As a % of total Shares held (b)	No. (Not Applicable) (a)	As a % of total Shares held (Not Applicable) (b)	Shareholding (no. of shares) under		
																				Sub-category-(i)	Sub-category-(ii)	Sub-category-(iii)
(f)	Investor Education and Protection Fund (IEPF)		1	6284245	0	0	6284245	0.24	6284245		6284245	0.24	0	0.00	0	0						
g	i. Individual shareholders holding nominal share capital up to Rs. 2 lakh.	613613	1000408911	0	0	1000408911	38.24	1000408911		1000408911	38.24	0	0.00	0	0							
(h)	ii. Individual shareholders holding nominal share capital in excess of Rs. 2 lakh.	2021	1002376090	0	0	1002376090	38.31	1002376090	0	1002376090	38.31	0	0.00	0	0.00							
	DILIPKUMAR LAKHI	AAAPL9618G		116057004	0	0	116057004	4.44	116057004	0	116057004	4.44	0	4.44	0	0.00						
	GRISH MOHAN GUPTA	AAOPG4049D		38746005	0	0	38746005	1.48	38746005	0	38746005	1.48	0	1.48	0	0.00						
	MANISH LAKHI	AAAPL4145P		52048707	0	0	52048707	1.99	52048707	0	52048707	1.99	0	1.99	0	0.00						
(i)	Non Resident Indians (NRIs)		4774	135746373	0	0	135746373	5.19	135746373	0	135746373	5.19	0	5.19	0	0.00						
	DEVENDRA KUMAR PATHAK	AKRPP2884N		47609241	0	0	47609241	1.82	47609241		47609241	1.82	0	1.82	0	0.00						
(j)	Foreign Nationals		0	0	0	0	0	0.00	0	0	0	0.00	0	0.00	0	0.00						
(k)	Foreign Companies		0	0	0	0	0	0.00	0	0	0	0.00	0	0.00	0	0.00						
(l)	Bodies Corporate		1448	201933747	0	0	201933747	7.72	201933747	0	201933747	7.72	0	7.72	0	0.00						
	MORDE FOODS PRIVATE LIMITED	AAECM5895L		33918911	0	0	33918911	1.30	33918911	0	33918911	1.30	0	1.30	0	0.00						
(m)	Any Other (specify)		8052	99555000	0	0	99555000	3.81	99555000	0	99555000	3.81	0	3.81	0	0.00						
a	Clearing Member		100	16938839	0	0	16938839	0.65	16938839	0	16938839	0.65	0	0.65	0	0.00						
b	Overseas corporate bodies		2	11	0	0	11	0.00	11	0	11	0.00	0	0.00	0	0.00						
c	Trust		5	3021	0	0	3021	0.00	3021	0	3021	0.00	0	0.00	0	0.00						
d	HUF		7847	71653819	0	0	71653819	2.74	71653819	0	71653819	2.74	0	2.74	0	0.00						
e	Unclaimed or Suspense or Escrow Account		1	373150	0	0	373150	0.01	373150	0	373150	0.01	0	0.01	0	0.00						
f	Limited Liability Partnership (LLP)		97	10586160	0	0	10586160	0.40	10586160	0	10586160	0.40	0	0.40	0	0.00						
	Sub Total (B)(4)		629909	2446304366	0	0	2446304366	93.50	2446304366	0	2446304366	93.50	0	93.50	0	0.00						
	Total Public Shareholding (B)=(B)(1)+(B)(2)+(B)(3)+(B)(4)		629940	2482043373	0	0	2482043373	94.87	2482043373	0	2482043373	94.87	0	94.87	0	0.00						
Details of the shareholders acting as persons in Consent including their Shareholding (No. and %)																						
Details of Shares which remain unclaimed may be given here along with details such as number of shareholders, outstanding shares held in Demat/unclaimed suspense account, voting rights which are frozen etc.																						
No. of Shareholders-46																						
No. of Shares-373150																						
The above shares have been kept in 'Unitech Limited-Unclaimed Suspense Account' in demat form.																						







Table IV-Statement showing shareholding pattern of the Non Promoter-Non Public shareholder


(I)	Category & Name of the Shareholder	PAN	No. of Shareholder	No. of fully paid up equity shares held	Partly paid up equity shares held	No. of shares underlying Depository Receipts	Total No. shares held	Shareholding % calculated as per SCRR, 1957 as a % of (A+B+C2)	Number of Voting Rights held in each class of securities				No. of Shares Underlying Outstanding convertible securities (including Warrants)	Total shareholding as a % assuming full conversion of convertible securities (as a percentage of diluted share capital)	Number of Locked in shares		Number of Shares pledged or otherwise encumbered		Number of equity shares held in dematerialized form	Sub-categorization of shares			
									(IX) No of Voting Rights			Total as a % of Total Voting rights			(XII)		(XIII)			(XIV) Shareholding (no. of shares) under			
									Class -x	Class y	Total				No. (a)	As a % of total Shares held (b)	No. (a)	As a % of total Shares held (b)		Sub-category-(i)	Sub-category-(ii)	Sub-category-(iii)	
(1)	Custodian/Dr Holder-Name of DR holder (if available)		0	0	0	0	0	0.00	0	0	0	0.00	0	0	0	0	0	0	0	0	0	0	0
(2)	Employee Benefit Trust (under SEBI Share based Employee Benefit Regulations, 2014)		0	0	0	0	0	0.00	0	0	0	0.00	0	0	0	0	0	0	0	0	0	0	0
	Total Non-Promoter-Non Public Shareholding (C)=(C1)+(C2)		0	0	0	0	0	0.00	0	0	0	0.00	0	0	0	0	0	0	0	0	0	0	0
	Total (A+B+C)		629960	2616301047	0	0	2616301047	100.00	2616301047	0	2616301047	100.00	0	100.00	0	0.00	5001000	0.19	2606069565	0	0	0	0
	Total (A+B+C)		629960	2616301047	0	0	2616301047	100.00	2616301047	0	2616301047	100.00	0	100.00	0	0.00	5001000	0.19	2606069565	0	0	0	0



Amish

ANNEXURE-B

Table VI- Statement showing Foreign ownership limits		
Particulars	Board approved limits (%)	Limits utilized (%)
As on shareholding date	100	4.70
As on the date of previous 1st quarter	100	4.65
As on the date of previous 2nd quarter	100	4.78
As on the date of previous 3rd quarter	100	4.65
As on the date of previous 4th quarter	100	4.88



[Handwritten signature]