


Holding of Specified Securities and Shareholding Pattern

- 1 Name of Listed Entity: **Unitech Limited**
- 2 **BSE Scrip Code: 507878 /NSE Symbol: UNITECH, Class of Security: Equity Shares**
- 3 **Shareholding Pattern filed under: reg. 31(1)(b) for the Quarter ending 31.03.2024**
- 4 **Declaration: The Listed entity is required to submit the following declaration to the extent of submission of information:-**

	Particulars	Yes	No
1	Whether the Listed Entity has issued any partly paid up shares?		No
2	Whether the Listed Entity has issued any Convertible Securities or Warrants?		No
3	Whether the Listed Entity has any shares against which depository receipts are issued?		No
4	Whether the Listed Entity has any shares in Locked-in?		No
5	Whether any shares held by promoters are pledge or otherwise encumbered?	Yes	
6	Whether the listed entity has any significant beneficial owner?		No

- 5 **The tabular format for disclosure of holding of specified securities is as follows:**



A circular stamp of Unitech Limited is visible on the right side of the page. The stamp contains the text "UNITECH LIMITED" around the perimeter. Overlaid on the stamp is a handwritten signature in black ink, which appears to be "Ashy".

Table I-Summary Statement holding of Specified Securities

Category	Category of Shareholder	No. of Shareholders	No. of fully paid up equity shares held	No. of partly paid up equity shares held	No. of shares underlying Depository Receipts	Total Nos. shares held	shareholding as a % of total No. of shares (calculated as per SCRR, 1957)	Number of Voting Rights held in each class of securities				No. of Shares Underlying Outstanding convertible securities (including Warrants)	Shareholding , as a % assuming full conversion of convertible securities (as a percentage of diluted share capital)	Number of Locked in shares		Number of Shares pledged or otherwise encumbered		Number of equity shares held in dematerialized form
								(IX)			Total as a % of (A+B+ C)			(XII)		(XIII)		
								Class -eg:x (Equity)	Class eg:y (others)	Total				No. (a)	As a % of total Shares held (b)	No. (a)	As a % of total Shares held (b)	
(A)	Promoter & Promoter Group	20	134257674	0	0	134257674	5.13	134257674	NA	134257674	5.13	0	0	0	0	5001000	3.72	134257674
(B)	Public	625342	2482043373	0	0	2482043373	94.87	2482043373	NA	2482043373	94.87	0	0	0	0	NA	NA	2471645284
(C)	Non Promoter-Non Public	0	0	0	0	0	0.00	0	NA	0	0	0	0	0	0	NA	NA	NA
(C1)	Share underlying DRs	0	0	0	0	0	NA	0	NA	0	NA	0	0	0	0	NA	NA	NA
(C2)	Shares held by Employee Trusts	0	0	0	0	0	0.00	0	NA	0	0	0	0	0	0	NA	NA	NA
	Total	625362	2616301047	0	0	2616301047	100.00	2616301047	NA	2616301047	100.00	0	0	0	0	5001000	0.19	2605902958



Table II-Statement showing shareholding pattern of the Promoter and Promoter Group

	Category & Name of the Shareholder	PAN	No. of Shareholders	No. of fully paid up equity shares held	Partly paid up equity shares held	No. of shares underlying Depository Receipts	Total Nos. shares held	shareholding as a % calculated as per SCRR, 1957 as a % of (A+B+C2)	Number of Voting Rights held in each class of securities				No. of Shares Outstanding convertible securities (including Warrants)	Shareholding, as a % assuming full conversion of convertible securities (as a percentage of diluted share capital)	Number of Locked in shares		Number of Shares pledged or otherwise encumbered		Number of equity shares held in dematerialized form
									(X)			Total as a % of Total Voting Rights			(XII)		(XIII)		
									Class-x (Equity)	Class-y (Others)	Total				No. (a)	As a % of total Shares held (b)	No. (a)	As a % of total Shares held (b)	
(1)	Indian																		
(a)	Individuals/Hindu undivided Family									NA									
	Sanjay Chandra	AACPC5804C	1	606060	0	0	606060	0.02	606060		606060	0.02	0	0.02	0	0.00	0	0.00	606060
	Ramesh Chandra	AACPC5805D	1	65000	0	0	65000	0.00	65000		65000	0.00	0	0.00	0	0.00	0	0.00	65000
	Late Prakash Satdev	DBZPS3394Q	1	41600	0	0	41600	0.00	41600		41600	0.00	0	0.00	0	0.00	0	0.00	41600
	Ghanshyam Das Bajaj	ABOPD9226E	1	40300	0	0	40300	0.00	40300		40300	0.00	0	0.00	0	0.00	0	0.00	40300
	M Moolchand	ATLPM9920B	1	20800	0	0	20800	0.00	20800		20800	0.00	0	0.00	0	0.00	0	0.00	20800
	Romila Bajaj	AGPPB6966P	1	6500	0	0	6500	0.00	6500		6500	0.00	0	0.00	0	0.00	0	0.00	6500
	Rahul Bahri	AAEPB0567B	1	8578350	0	0	8578350	0.33	8578350		8578350	0.33	0	0.33	0	0.00	0	0.00	8578350
	Minoti Bahri	AAAPW7205R	1	8440400	0	0	8440400	0.32	8440400		8440400	0.32	0	0.32	0	0.00	0	0.00	8440400
	Praveen Gumani	ADZPG0852E	1	4275310	0	0	4275310	0.16	4275310		4275310	0.16	0	0.16	0	0.00	0	0.00	4275310
	H S Bawa	AAEPB0505B	1	85200	0	0	85200	0.00	85200		85200	0.00	0	0.00	0	0.00	0	0.00	85200
	Late Prakash Ahuja	AAKPA3441R	1	19500	0	0	19500	0.00	19500		19500	0.00	0	0.00	0	0.00	0	0.00	19500
	Rekha Bawa	AAEPB0506C	1	58000	0	0	58000	0.00	58000		58000	0.00	0	0.00	0	0.00	0	0.00	58000
(b)	Central Government/State Government(s)		0	0	0	0	0	0.00	0	NA	0	0.00	0	0.00	0	0.00	0	0.00	0
(c)	Financial Institutions/Banks		0	0	0	0	0	0.00	0	NA	0	0.00	0	0.00	0	0.00	0	0.00	0
(d)	Any Other (Body Corporates)									NA	0	0.00	0	0.00	0	0.00	0	0.00	0
	Mayfair Capital Private Limited	AAACM2505R	1	22120284	0	0	22120284	0.85	22120284		22120284	0.85	0	0.85	0	0.00	5001000	22.61	22120284
	R V Techno Investments Private Limited	AAACR1149L	1	79212400	0	0	79212400	3.03	79212400		79212400	3.03	0	3.03	0	0.00	0	0.00	79212400
	Tulip Investments Private Limited	AAACT0731C	1	385970	0	0	385970	0.01	385970		385970	0.01	0	0.01	0	0.00	0	0.00	385970
	Indrus Countertrade (P) Ltd.	AAACI5504N	1	129800	0	0	129800	0.00	129800		129800	0.00	0	0.00	0	0.00	0	0.00	129800
	Unibild Engineering and Construction Co. Pvt. Ltd.	AAACU0465A	1	6240000	0	0	6240000	0.24	6240000		6240000	0.24	0	0.24	0	0.00	0	0.00	6240000
	Millennium Construction (P) Ltd.	AAACM2427J	1	109200	0	0	109200	0.00	109200		109200	0.00	0	0.00	0	0.00	0	0.00	109200
	Bodhisattva Estates Private Limited	AAFCA6740D	1	1000	0	0	1000	0.00	1000		1000	0.00	0	0.00	0	0.00	0	0.00	1000
	Sub-Total (A)(1)		19	130435674	0	0	130435674	4.99	130435674		130435674	4.99	0	4.99	0	0.00	5001000	3.83	130435674
(2)	Foreign									NA									
(a)	Individuals/Hindu undivided Family		0	0	0	0	0	0.00	0		0	0.00	0	0.00	0	0.00	0	0.00	0
(b)	Government		0	0	0	0	0	0.00	0		0	0.00	0	0.00	0	0.00	0	0.00	0
(c)	Institutions		0	0	0	0	0	0.00	0		0	0.00	0	0.00	0	0.00	0	0.00	0
(d)	Foreign Portfolio Investor		0	0	0	0	0	0.00	0		0	0.00	0	0.00	0	0.00	0	0.00	0
(e)	Any Other (Body Corporates)		0	0	0	0	0	0.00	0		0	0.00	0	0.00	0	0.00	0	0.00	0
	Citilink Holdings Limited	AAACC2038E	1	3822000	0	0	3822000	0.15	3822000		3822000	0.15	0	0.15	0	0.00	0	0.00	3822000
	Sub-Total (A)(2)		1	3822000	0	0	3822000	0.15	3822000		3822000	0.15	0	0.15	0	0.00	0	0.00	3822000
	Total Shareholding of Promoter and Promoter Group (A)=(A)(1)+(A)(2)		20	134257674	0	0	134257674	5.13	134257674		134257674	5.13	0	5.13	0	0.00	5001000	3.72	134257674

Details of Shares which remain unclaimed may be given hear along with details such as number of shareholders, outstanding shares held in Demat/unclaimed suspense account, voting rights which are frozen etc.-NIL


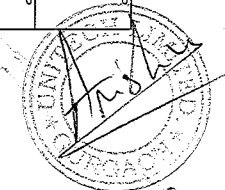


Table III-Statement showing shareholding pattern of Public Shareholder

(I)	Category & Name of the Shareholder	PAN	No. of Shareholders	No. of fully paid up equity shares held	Partly paid up equity shares held	No. of shares underlying Depository Receipts	Total Nos. shares held	Shareholding % calculated as per SCRR, 1957 as a % of (A+B+C2)	Number of Voting Rights held in each class of securities			No. of Shares Underlying Outstanding convertible securities (including Warrants)	Total Shareholding, as a % assuming full conversion of convertible securities (as a percentage of diluted share capital)	Number of Locked in shares	Number of Shares pledged or otherwise encumbered	Number of equity shares held in dematerialized form	Sub-categorization of shares								
									(IX)								(X)	(XI)	(XII)	(XIII)		(XIV)	Shareholding (no. of shares) under		
									No of Voting Rights Class -x (Equity)	Class -y (Others)	Total									Total as a % of Total Voting Rights	No. (a)		As a % of total Shares held (b)	No. (Not Applicable) (a)	As a % of total Shares held (Not Applicable) (b)
	(1) Institutions (Domestic)																								
(a)	Mutual Funds		3	169000	0	0	169000	0.01	169000	0	169000	0.01	0	0.00			26000	0	0	0					
(b)	Venture Capital Funds		0	0	0	0	0	0.00	0	0	0	0.00	0	0.00			0	0	0	0					
(c)	Alternate Investment Funds		0	0	0	0	0	0.00	0	0	0	0.00	0	0.00			0	0	0	0					
(d)	Banks		8	296017	0	0	296017	0.01	296017	0	296017	0.01	0	0.00			296017	0	0	0					
(e)	Insurance Companies		2	23195905	0	0	23195905	0.89	23195905	0	23195905	0.89	0	0.00			23195905	0	0	0					
(f)	Provident Funds/Pension Funds		0	0	0	0	0	0.00	0	0	0	0.00	0	0.00			0	0	0	0					
(g)	Asset Reconstruction Companies		0	0	0	0	0	0.00	0	0	0	0.00	0	0.00			0	0	0	0					
(h)	Sovereign Wealth Funds		0	0	0	0	0	0.00	0	0	0	0.00	0	0.00			0	0	0	0					
(i)	NBFCs registered with RBI		5	2352079	0	0	2352079	0.09	2352079	0	2352079	0.09	0	0.00			2352079	0	0	0					
(j)	Other Financial Institutions		0	0	0	0	0	0.00	0	0	0	0.00	0	0.00			0	0	0	0					
(k)	Any other (specify)		0	0	0	0	0	0.00	0	0	0	0.00	0	0.00			0	0	0	0					
	Sub-Total (B)(1)		18	26013001	0	0	26013001	0.99	26013001	0	26013001	0.99	0	0.00			25870001	0	0	0					
	(2) Institutions (Foreign)																								
(a)	Foreign Direct Investment		0	0	0	0	0	0.00	0	0	0	0.00	0	0.00			0	0	0	0					
(b)	Foreign Venture Capital Investors		0	0	0	0	0	0.00	0	0	0	0.00	0	0.00			0	0	0	0					
(c)	Sovereign Wealth Funds		0	0	0	0	0	0.00	0	0	0	0.00	0	0.00			0	0	0	0					
(d)	Foreign Portfolio Investors Category-I		7	12750881	0	0	12750881	0.49	12750881	0	12750881	0.49	0	0.00			12750881	0	0	0					
(e)	Foreign Portfolio Investors Category-II		5	110000	0	0	110000	0.00	110000	0	110000	0.00	0	0.00			45000	0	0	0					
(f)	Overseas Depositories(holding DRs) balancing figure		0	0	0	0	0	0.00	0	0	0	0.00	0	0.00			0	0	0	0					
(g)	Any other (specify)		0	0	0	0	0	0.00	0	0	0	0.00	0	0.00			0	0	0	0					
	Sub Total (B)(2)		12	12860881	0	0	12860881	0.49	12860881	0	12860881	0.49	0	0.00			12795881	0	0	0					
	(3) Central Government/State Government(s)/President of India																								
(a)	Central Government/President of India		0	0	0	0	0	0.00	0	0	0	0.00	0	0.00			0	0	0	0					
(b)	State Govt./Governor		0	0	0	0	0	0.00	0	0	0	0.00	0	0.00			0	0	0	0					
(c)	shareholding by companies or Bodies Corporate where State/Central Govt. is a Promoter		2	24300	0	0	24300	0.00	24300	0	24300	0.00	0	0.00			24300	0	0	0					
	Sub Total (B)(3)		2	24300	0	0	24300	0.00	24300	0	24300	0.00	0	0.00			24300	0	0	0					
	4 Non-Institutions																								
(a)	Associate companies / Subsidiaries		0	0	0	0	0	0.00	0	0	0	0.00	0	0.00			0	0	0	0					
(b)	Directors and their relatives (excluding independent directors and nominee directors)		0	0	0	0	0	0.00	0	0	0	0.00	0	0.00			0	0	0	0					
(c)	Key Managerial Personnel		0	0	0	0	0	0.00	0	0	0	0.00	0	0.00			0	0	0	0					
(d)	Relatives of promoters (other than 'immediate relatives' of promoters disclosed under 'Promoter' and 'Promoter Group' category)		0	0	0	0	0	0.00	0	0	0	0.00	0	0.00			0	0	0	0					



	Category & Name of the Shareholder	PAN	No. of Shareholders	No. of fully paid up equity shares held	Partly paid up equity shares held	No. of shares underlying Depository Receipts	Total Nos. shares held	Shareholding % calculated as per SCRR, 1957 as a % of (A+B+C2)	Number of Voting Rights held in each class of securities			No. of Shares Underlying Outstanding convertible securities (including Warrants)	Total Shareholding, as a % assuming full conversion of convertible securities (as a percentage of diluted share capital)	Number of Locked in shares		Number of Shares pledged or otherwise encumbered	Number of equity shares held in dematerialized form	Sub-categorization of shares					
									(IX)					(X)	(XI)			(XII)		(XIII)	(XIV)		
									No. of Voting Rights Class -x (Equity)	Class -y (Others)	Total							Total as a % of Total Voting Rights	No. (a)		As a % of total Shares held (b)	No. (Not Applicable) (a)	As a % of total Shares held (Not Applicable) (b)
						(VII) = (IV)+(V) + (VI)	(VIII)											Sub-category-(i)	Sub-category-(ii)	Sub-category-(iii)			
(e)	Trusts where any person belonging to 'Promoter and Promoter Group' category is 'trustee', 'beneficiary', or 'author of the trust'		0	0	0	0	0	0.00	0	0	0	0.00	0	0		0		0	0	0			
(f)	Investor Education and Protection Fund (IEPF)		1	6306745	0	0	6306745	0.24	6306745	6306745	0.24	0	0.00	0	0		6306745	0	0	0			
(g)	i. Individual shareholders holding nominal share capital up to Rs. 2 lakh.		609072	1009554128	0	0	1009554128	38.59	1009554128	1009554128	38.59	0	0.00	0	0		1000110939	0	0	0			
(h)	ii. Individual shareholders holding nominal share capital in excess of Rs. 2 lakh.		1996	988511654	0	0	988511654	37.78	988511654	988511654	37.78	0	37.78	0	0.00		987896754	0	0	0			
	DILIPKUMAR LAKHI	AABPL9618G		116157004	0	0	116157004	4.44	116157004	116157004	4.44	0	4.44	0	0.00		116157004	0	0	0			
	GRISH MOHAN GUPTA	AAOPG4049D		38746005	0	0	38746005	1.48	38746005	38746005	1.48	0	1.48	0	0.00		38746005	0	0	0			
	MANISH LAKHI	AAAPL4145P		62548707	0	0	62548707	2.39	62548707	62548707	2.39	0	2.39	0	0.00		62548707	0	0	0			
(i)	Non Resident Indians (NRIs)		4646	131216187	0	0	131216187	5.02	131216187	131216187	5.02	0	5.02	0	0.00		131203067	0	0	0			
	DEVENDRA KUMAR PATHAK	AKRPP2384N		47609241	0	0	47609241	1.82	47609241	47609241	1.82	0	1.82	0	0.00		47609241	0	0	0			
(j)	Foreign Nationals		0	0	0	0	0	0.00	0	0	0.00	0	0.00	0	0.00		0	0	0	0			
(k)	Foreign Companies		0	0	0	0	0	0.00	0	0	0.00	0	0.00	0	0.00		0	0	0	0			
(l)	Bodies Corporate		1548	208783537	0	0	208783537	7.98	208783537	208783537	7.98	0	7.98	0	0.00		208665237	0	0	0			
	MORDE FOODS PRIVATE LIMITED	AAECM5895L		33918911	0	0	33918911	1.30	33918911	33918911	1.30	0	1.30	0	0.00		33918911	0	0	0			
(m)	Any Other (specify)																						
a	Clearing Member		97	31068714	0	0	31068714	1.19	31068714	31068714	1.19	0	1.19	0	0.00		31068714	0	0	0			
b	Overseas corporate bodies		2	11	0	0	11	0.00	11	11	0.00	0	0.00	0	0.00		11	0	0	0			
c	Trust		7	14441	0	0	14441	0.00	14441	14441	0.00	0	0.00	0	0.00		14441	0	0	0			
d	HUF		7940	67316624	0	0	67316624	2.57	67316624	67316624	2.57	0	2.57	0	0.00		67316624	0	0	0			
e	Unclaimed or Suspense or Escrow Account		1	373150	0	0	373150	0.01	373150	373150	0.01	0	0.01	0	0.00		373150	0	0	0			
	Sub Total (B)(4)		625310	2443145191	0	0	2443145191	93.38	2443145191	2443145191	93.38	0	93.38	0	0.00		2432955102	0	0	0			
	Total Public Shareholding (B)=(B)(1)+(B)(2)+(B)(3)+(B)(4)		625342	2482043373	0	0	2482043373	94.87	2482043373	2482043373	94.87	0	94.87	0	0.00		2471645284	0	0	0			

Details of the shareholders acting as persons in Consent including their Shareholding (No. and %)

Details of Shares which remain unclaimed may be given here along with details such as number of shareholders, outstanding shares held in Demat/unclaimed suspense account, voting rights which are frozen etc.
No. of Shareholders-46
No. of Shares-373150
The above shares have been kept in 'Unitech Limited-Unclaimed Suspense Account' in demat form.





Table IV-Statement showing shareholding pattern of the Non Promoter-Non Public shareholder

	Category & Name of the Shareholder	PAN	No. of Shareholder	No. of fully paid up shares held	Partly paid up equity shares held	No. of shares underlying Depository Receipts	Total No. shares held	Shareholding % calculated as per SCRR, 1957 as a % of (A+B+C2)	Number of Voting Rights held in each class of securities				No. of Shares Underlying Outstanding convertible securities (including Warrants)	Total shareholding as a % assuming full conversion of convertible securities (as a percentage of diluted share capital)	Number of Locked in shares	Number of Shares pledged or otherwise encumbered	Number of equity shares held in dematerialized form	Sub-categorization of shares							
									(IX)									(X)	(XI)	(XII)		(XIV)	Shareholding (no. of shares) under		
									No of Voting Rights		Total	Total as a % of Total Voting rights								No. (a)	As a % of total Shares held (b)		No. (a)	As a % of total Shares held (b)	(XIV)
(1)	Custodian/Dr Holder-Name of DR holder (if available)		0	0	0	0	0	0.00	0	0			0	0.00	0	0.00	0	0	0			0			
(2)	Employee Benefit Trust (under SEBI Share based Employee Benefit Regulations, 2014)		0	0	0	0	0	0.00	0	0	0	0.00	0	0.00	0	0	0	0	0	0	0	0	0		
	Total Non-Promoter-Non Public Shareholding (C)=(C)(1)+(C)(2)		0	0	0	0	0	0.00	0	0	0	0.00	0	0.00	0	0	0	0	0	0	0	0	0		
	Total (A+B+C2)		625362	2616301047	0	0	2616301047	100.00	2616301047	0	2616301047	100.00	0	100.00	0	0.00	5001000	0.19	2605902958	0	0	0	0		
	Total (A+B+C)		625362	2616301047	0	0	2616301047	100.00	2616301047	0	2616301047	100.00	0	100.00	0	0.00	5001000	0.19	2605902958	0	0	0	0		



ANNEXURE-B

Table VI- Statement showing Foreign ownership limits		
Particulars	Board approved limits (%)	Limits utilized (%)
As on shareholding date	100	4.78
As on the date of previous 1st quarter	100	4.65
As on the date of previous 2nd quarter	100	4.88
As on the date of previous 3rd quarter	100	4.58
As on the date of previous 4th quarter	100	4.53

